


Fast assembly concealed hinge

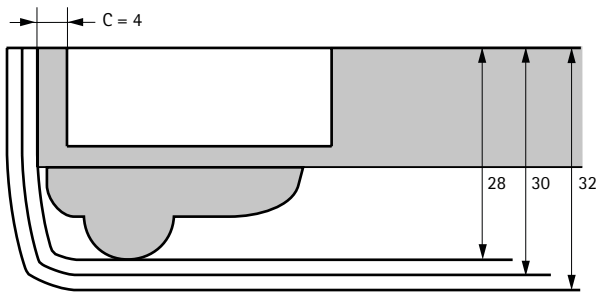
- ▶ Sensys thick door hinge, door thickness up to 32 mm
- ▶ 95° opening angle

Door contours for minimum reveal application - scale 1:1

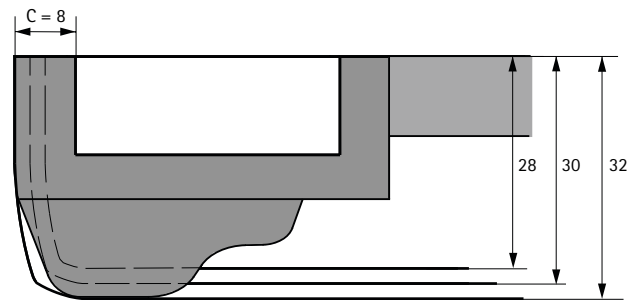
The values shown in the Minimum reveal table refer to an edge radius of 1 mm. Smaller reveal values apply if door edges are more rounded. To obtain a minimum reveal application, the chosen door contour must lie within the template illustrated below. All contours protruding beyond the template will increase the reveal accordingly.



Example of minimum reveal application



Example of minimum reveal application	
Door thickness	16 mm
Profile thickness	12 mm
Overall thickness	28 mm
Cup distance C	4 mm



Example of minimum reveal application	
Door thickness	19 mm
Profile thickness	13 mm
Overall thickness	32 mm
Cup distance C	8 mm